

GOVIND BALLABH PANT INSTITUTE OF
POST GRADUATE MEDICAL EDUCATION &
RESEARCH
GOVT. OF N.C.T. OF DELHI
1.JLN MARG, New Delhi



Patient Aadhar Card No.

(ESTIMATES FORM FOR ALL SURGERIES AND PROCEDURES OF GIPMER HOSPITAL)

(TO BE FILLED BY THE TREATING CONSULTANT / SURGEON):-

Columns 1,2,3 & 4 as per documents / OPD form, Ration Card and Voter I. Card.

- Name of the patient: ANKUSH RAS s/o, d/o, w/o
- Address: Ganesh Nagar, Shekaspur, New Delhi
- Age: 6yr Sex: M Department: CTVS
- OPD/CR No. 20220045903 Treating consultant/ surgeon: Dr Saket Agarwal
- Diagnosis of the diseases: VSD & RCL prolapse
- Details of consumables, treatment/operation required:

① Mechanical Aortic valve prosthesis

- Whether the patient pertains to:
(a) Self paid (b) DAN/RAN (c) any other source of funding.

Note: The patient will be tentatively admitted/ operation date



Signature & Stamp of treating consultant/surgeon

To be filled by the Purchase Department) Amount + vat

Rupees In words:

Note: The demand draft / pay order must be issued in the name of MEDICAL SUPERINTENDENT, G.S. PANT HOSPITAL, NEW DELHI ALONGWITH FORWARDING LETTER FROM THE DEPARTMENT CONCERNED. This certificate is issued only for the purpose of DECLARATION BY PATIENT

Have not applied for another estimate from any other department: DAN/RAN/PMO etc.

SIGNATURE OF PATIENT/RELATIVE

SIGNATURE OF MEDICAL SUPERINTENDENT
G.S. PANT HOSPITAL

- Treating surgeon/ consultant.
- Purchase office (with photocopy)

Echo (Prof. Seemab)
30/8/22

Med good vsd.
D areas vsd 50 months
Good Pulmonary return.
LA dilated.

Plan: - start pulm. antibiotic
- not cath.

19 kg

Adv: - T. areas 1-2 sup ASD
- Syp. Furofud 0.5ml ASD
- 10 PAC/400g
- Blood count (407)
- Acidosis low
- 10 R) dermat normal
- 2 0 after admission

Direct
30 kg

73/9/22

Kindly come
for admission on 15/11/22


NCS 24/11/22



Dr. Umesh Kumar D
Senior Lecturer
Department of Paediatrics
GPHS, 11/11/22



437



GB PANT INSTITUTE OF POST GRADUATE
MEDICAL EDUCATION AND RESEARCH
GNCT of Delhi 1 J L N Marg New Delhi

PAC-76
Date-6


CONSULTING ROOM NO : 409, TOKEN NO : 39
Clinic CTVS Dr Saket Agarwal
Days: TUE
LAST VISIT DATE: 01/07/2022

EHR ID :

OUT PATIENT RECORD
Re-visit

Name : MR. ANKUSH RAJ
Department : CTVS
Dept No. : 2022/077/0002654
Date of Registration : 19-07-2022 10:02:53 AM
Unit : 1 - Dr M A Geelani
Age : 6Y 18D
Billing Type : General
Mobile No : *****415
Address : C 34/604 GANESH NAGAR SHAKAR PUR , New Delhi, DELHI, INDIA
Patient Type: NON MLC

Fee : 0.00
Sex : Male
S/O BIPIN KUMAR
Email :
Occupation : OTHER
Prepared by: Mr. Sumit



No. of OT + W :

Echo by Dr. Kothariyay R/O ASD/ Mod Am VED/ mild AR, ALC Prod op H
(2/7/22)

Explained about risk of waiting / long waiting list /
mentality & free to go elsewhere (AMR/AMC/VSH)
Review (LNJA 10J)

Ref. by Prof. Sumod for Surgery.

Plan: To take examinations in Wed 30.

34788-89
31/8/22

To review echo - Dr. Sumod
whether pt. is for cath



THE RIGHT PLACE
FOR YOU
FOUNDATION

REGIST



गोविन्द बल्लभ पन्त स्नातकोत्तर आयुर्विज्ञान शिक्षा एवं अनुसंधान संस्थान
 G B PANT INSTITUTE OF POST GRADUATE MEDICAL
 EDUCATION & RESEARCH (GIPMER)
 नई दिल्ली / NEW DELHI



DEPARTMENT OF CARDIOLOGY
 ECHOCARDIOGRAPHY & DOPPLER REPORT

Name: Ankur Age & Sex: 6/M OPD/CR. No. 20220045907 Echo No.

Doctor: Dr. Anshu Date: 2/7/22

Clinical Diagnosis: _____

Measurements

LA/Ao	LVIDd/LVIDs	FS	EF (m-mode)
RVID	IVSd/IVSs	PWTd/PWTs	RA
SVC	IVCi/IVCx	MPA	EPAA
RPA	As Ao	Des Ao	MVA
ASD/VSD/PDA		LV Mass	2D-LV Volumes
EF			

Lev. ventricles on 5/7/22

*mod. - low S/A ratio
 relative mild regurgitant AR*

2D Echo Description

Valves	<i>S SL c</i>	MV	<i>NO PPT / MOD</i>
Chambers	<i>AV - VA covered</i>	AV	<i>PI</i>
Septa	<i>3D U/LA / IVC / MVA</i>	TV	<i>PI US DILATED</i>
Segmental Wall Motion	<i>N/A</i>	PV	
CO	<i>Small to MOD Rest PmVSD</i>	HR	
Mass/Veg/thrombus/other	<i>(L/R) 0.4 x 0.4</i>	PA pressure	
Other:	<i>mod. regurgitant AR</i>		
Final impression	<i>NO ASD / VSD / PDA</i>		
	<i>mod. regurgitant AR</i>		

mod. regurgitant AR / duplexer / mild

THE RIGHT PLACE FOR YOU FOUNDATION

Signature _____



DEPARTMENT OF RADIOLOGY & IMAGING

Govt. of N.C.T. of Delhi



गोविन्द बल्लभ पन्त स्नातकोत्तर आयुर्विज्ञान शिक्षा एवं अनुसंधान संस्थान

GOVIND BALLABH PANT INSTITUTE OF POST GRADUATE MEDICAL EDUCATION & RESEARCH (GIPMER)

1, Jawahar Lal Nehru Marg, New Delhi - 110 002

REQUISITION FORM FOR X-RAYS / SPECIAL INVESTIGATIONS

Incomplete form will not be accepted

Name of Patient	Age	Sex	Ward	Bed No.	Unit	C. R. No.
Ankush	6/11	M			45907	
Referred by	Dr. Sankar		OPD	PA	OPD No.	Date 3/8
Exact part to be examined	Cx L-Liver					

LMP (Wherever applicable)	Previous X-ray Examination (Send skiagram of previous examination with this form)
	PA

Short Clinical History and duration of illness/Clinical diagnosis:

Personal History: History of heart disease / renal impairment / previous surgery infections / allergy to iodinated contrast / any other allergy

34788-89
31/8/22

Medical Officer/Designation

DATE OF X-RAY / SPECIAL INVESTIGATION:

INSTRUCTIONS TO THE PATIENTS FOR SPECIAL INVESTIGATIONS:

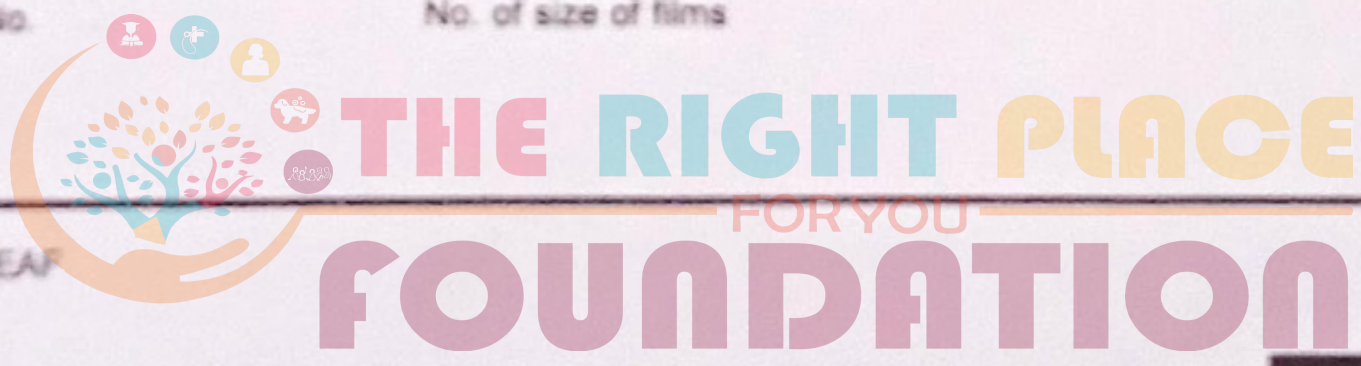
(Tick whichever is applicable)

- | | |
|--|---|
| 1. Report at 9 AM in Room No. | 5. Overnight fasting. |
| 2. Take light dinner the day before investigation. | 6. Please wear light cotton clothes. |
| 3. Tablet Dulcolax 2 HS. | 7. Do not wear any jewellery / metallic object. |
| 4. Tablet Charcoal 4 HS. | 8. Can take light breakfast early in the morning. |

X-Ray Register No. No. of size of films

REPORT OVERLEAF

Technician



X-ray chest

- Cardiomagnaly ⊕ ~~are present in~~
~~postoperative~~

- B/L lung fields ⊕

- B/L hila ⊕

- B/L CP angle ⊕

- No bony/soft tissue abn seen.

Ad (1/4)





Govt. of N.C.T. of Delhi
 गोविन्द बल्लभ पन्त स्नातकोत्तर आयुर्विज्ञान शिक्षा एवं अनुसंधान संस्थान
 GOVIND BALLABH PANT INSTITUTE OF POST GRADUATE MEDICAL EDUCATION & RESEARCH (GIPMER)
 1, Jawahar Lal Nehru Marg, New Delhi-110 002

Pre Anaesthesia Checkup (PAC Form)

Name: Ankush Raj Unit Dr. M. A. Geekani CR. No./OPD No. 45907 Date 6-9-2022
 Age/Sex: 61M Blood Group: _____ Ward/OPD: _____ PAC No. 7677
 Diagnosis: _____
 Proposed Surgery: _____

History:
 Cough _____ Chest Pain 30 Seizures _____ Hypertension _____
 Expectoration _____ Palpitation _____ Paresis _____ Diabetes _____
 Dyspnoea - I/II/III/IV } Syncope _____ Jaundice _____ CAD _____
 COPD _____ Oedema _____ Tuberculosis _____ Bleeding Disorders _____
 Smoking/Alcohol _____ Cyanosis _____ Fever _____
 Previous Surgery _____
 Drug Allergy _____
 Drug Therapy _____

Examination:
 Pulse _____ B.P. _____ Wt. 70 Kg Build: Good/Poor/Average
 Oral hygiene: Good/Poor Loose Tooth _____ Artificial Denture +/- Intubation Difficulty _____
 M.P.G.: I/II/III/IV

Systemic Examination:
 Resp System: Normal
 CVS: Normal
 CNS: _____
 GIT: _____

Investigations:
Hemogram:
 Hb: 12.5 TLC: 9500 DLC: _____ P: 40 L: 42 M: 05 E: 13 ESR: _____
 Platelets: 2.9 lac BT: _____ CT: _____ PT: _____ (Cont. Sec.)
 INR: 1.1

Biochemistry:
 LFT: Bilirubin 0.6 SGOT 20 SGPT 16 Alk PO₄ 396
 Proteins 6.5 Alb 4.4
 KFT: Urea 17 Creatinine 0.4 Serum Na/K 132/46

Others:
 Blood Sugar (F) 90 (Random) Hbs A1c 5.1 (PP) HCV -ve HIV -ve
 ASO 720 CRP Normal

Echocardiography: _____
 Angiography: _____
 Pulmonary Function Tests: _____
 X-ray Chest: _____
 Any Other Remarks: _____

ASA Grading: _____ I/II/III/IV/E
 Advice: _____
 Nil By Mouth: _____
 Premedication: _____
 Review PAC: _____

PT proved fit for procedure
 Name: _____
 Signature: _____
 Designation: _____



